



LAYOUT NOTES

- UTILITIES**
THE CONTRACTOR IS TO COORDINATE WITH CoC PARKS TO HAVE EXISTING UTILITIES LOCATED PRIOR TO START OF ANY CONSTRUCTION. EXISTING UTILITIES TO BE PROTECTED DURING CONSTRUCTION. CONTRACTOR IS TO MAKE GOOD ANY DAMAGES.
- LIMIT OF WORK**
EXTENT OF CONSTRUCTION IS TO BE VERIFIED ON SITE PRIOR TO CONSTRUCTION. IF THERE IS AMBIGUITY OR LACK OF INFORMATION, THE CONTRACTOR SHALL IMMEDIATELY INFORM THE CONTRACT ADMINISTRATOR. ANY CHANGE THROUGH THE DISREGARDING OF THIS NOTICE SHALL BE THE RESPONSIBILITY OF THE CONTRACTOR.
- DIMENSIONS**
ALL DIMENSIONS SHOWN ARE IN MILLIMETERS UNLESS OTHERWISE NOTED.
- DISCREPANCIES**
THE CONTRACTOR IS TO VERIFY ALL DRAWING DIMENSIONS AND REPORT ANY SITE / DWG DISCREPANCIES TO THE CONTRACT ADMINISTRATOR PRIOR TO PROCEEDING WITH WORK.
- LAYOUT**
SITE LAYOUT IS TO BE APPROVED BY THE CONTRACT ADMINISTRATOR PRIOR TO THE START OF CONSTRUCTION.
- IRRIGATION SLEEVING**
CONTRACTOR TO COORDINATE WITH CoC PARKS FOR LAYOUT OF IRRIGATION SLEEVING UNDER CONCRETE.

SURFACING LEGEND

- CIP CONCRETE PAVING
COLOUR: CHARCOAL (MATCH EXISTING)
FINISH: SQUARE PATTERN MAT (24"x24" OR 36"x36") TO MATCH EXISTING 'NATURAL STONE'
 - CJS: SAWCUT - LAYOUT PER PLAN
SEALANT: 'UNI-SEAL' OR APPROVED EQUAL
- *CONTRACTOR TO PROVIDE SAMPLES OF COLOUR AND PATTERN MAT TO CONTRACT ADMINISTRATOR FOR APPROVAL PRIOR TO ORDER/INSTALL.



CLIENT:
CITY OF COURTENAY
830 CLIFFE AVENUE
COURTENAY, BC, V9N 2J7

PROJECT TITLE:
CEMETERY NICHE GARDEN
2900 POPLAR DRIVE
COURTENAY, BC

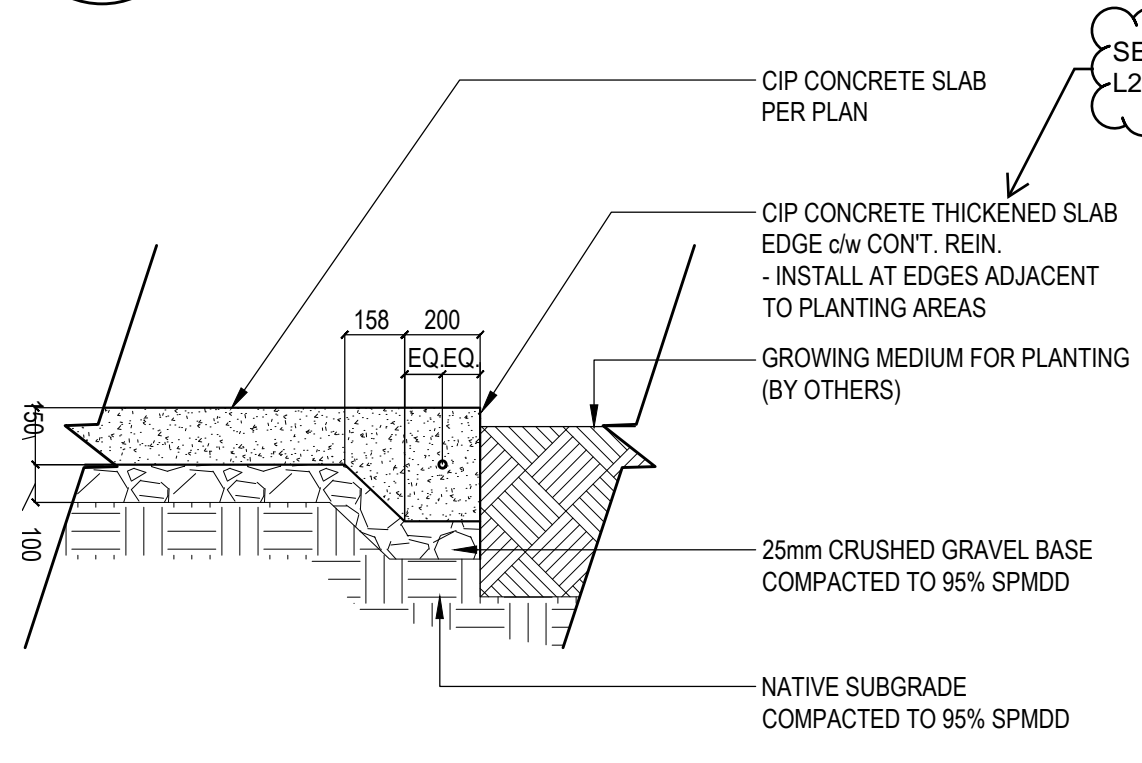
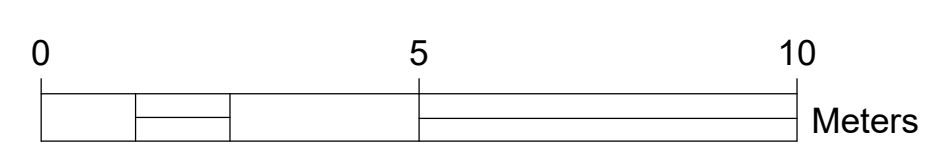
DRAWING TITLE:
LAYOUT & MATERIALS PLAN

ISSUED FOR / REVISION		
1	ISSUED FOR 95% DETAILED DESIGN	2019-10-31

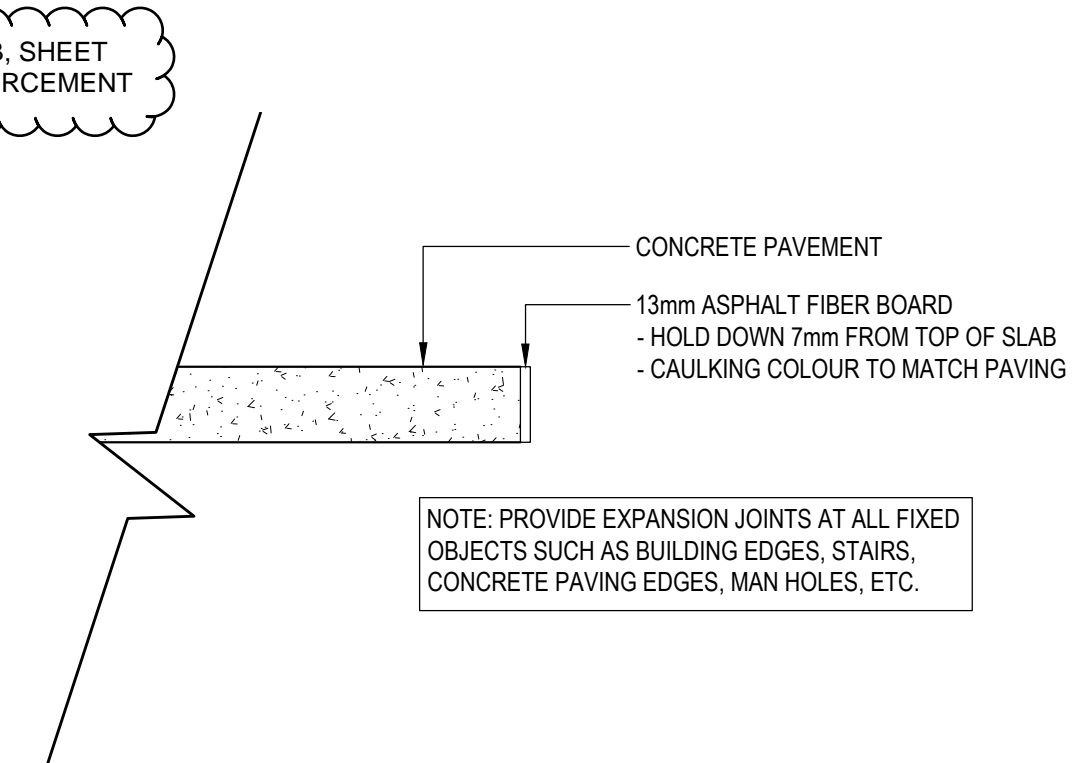
SEAL:

DRAWN BY:	LSC
DATE:	2019-10-08
SCALE:	1:100
DWG. NO.:	

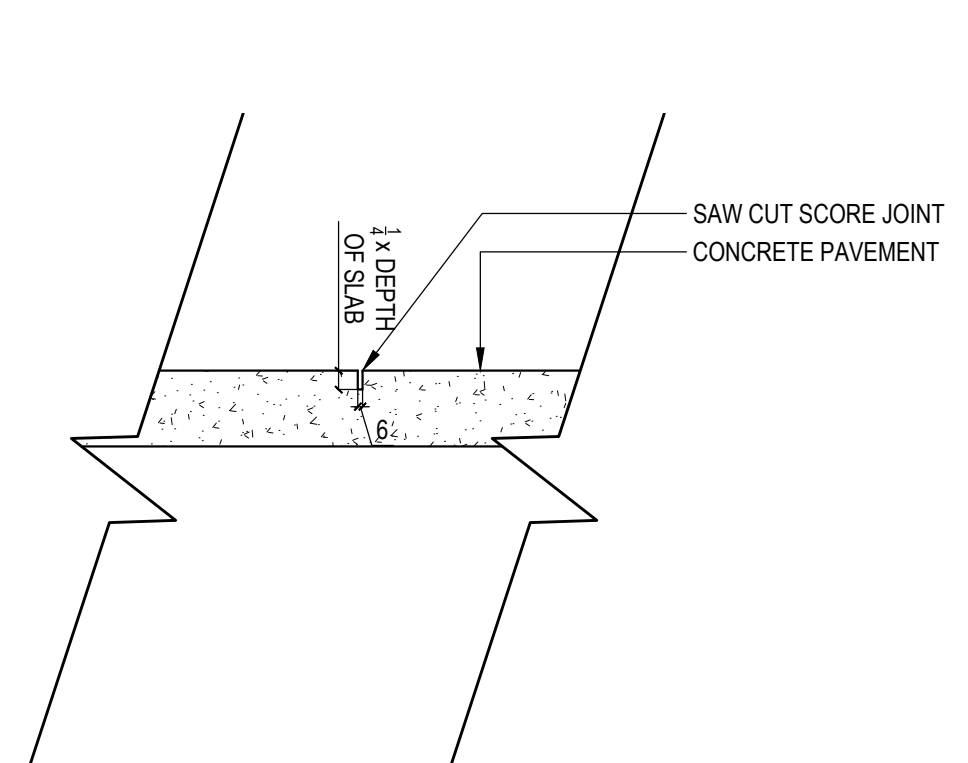
1
L1 LAYOUT & MATERIALS PLAN
SCALE 1:100



2
L1 CIP CONCRETE PAVING
SCALE 1:20



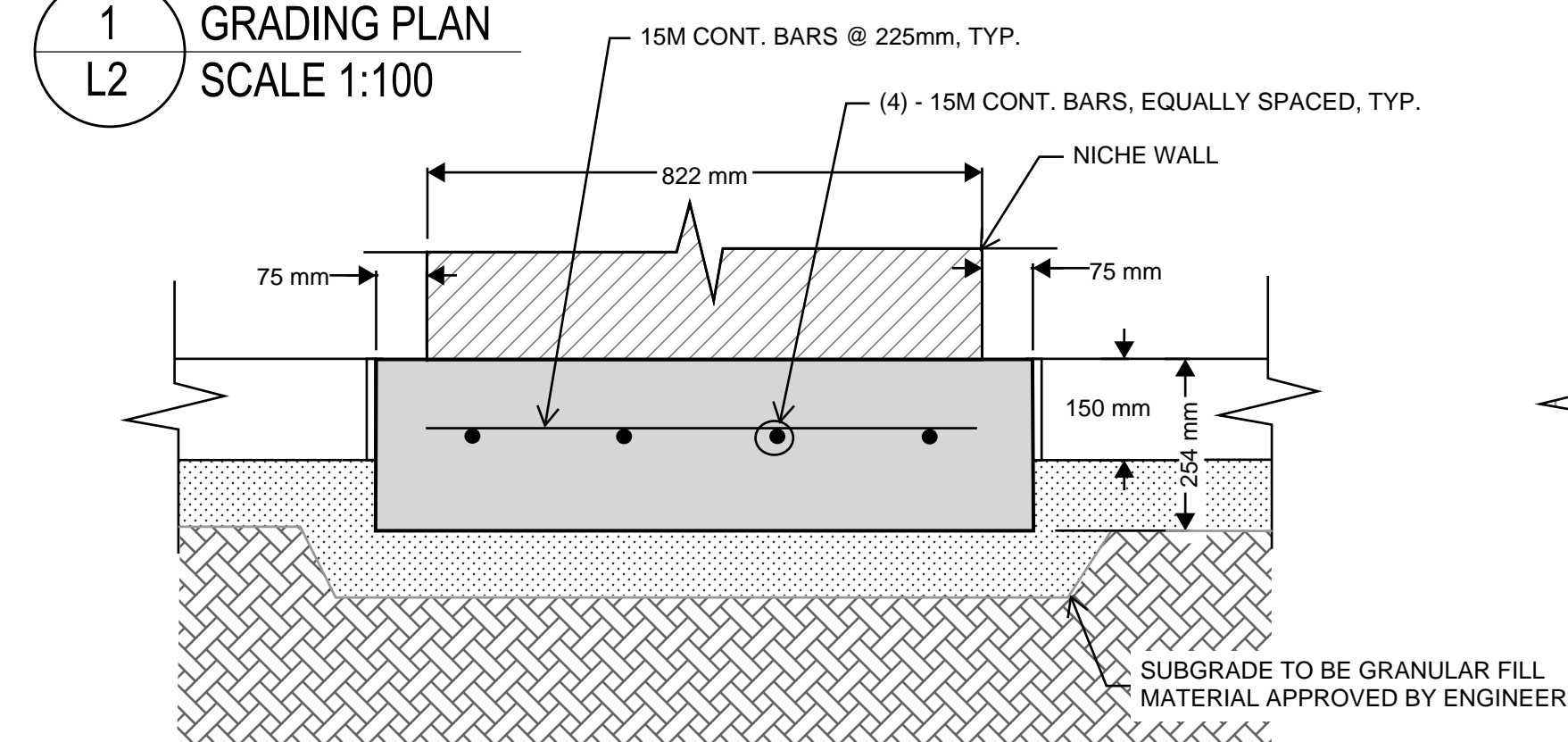
3
L1 EXPANSION JOINT
SCALE 1:10



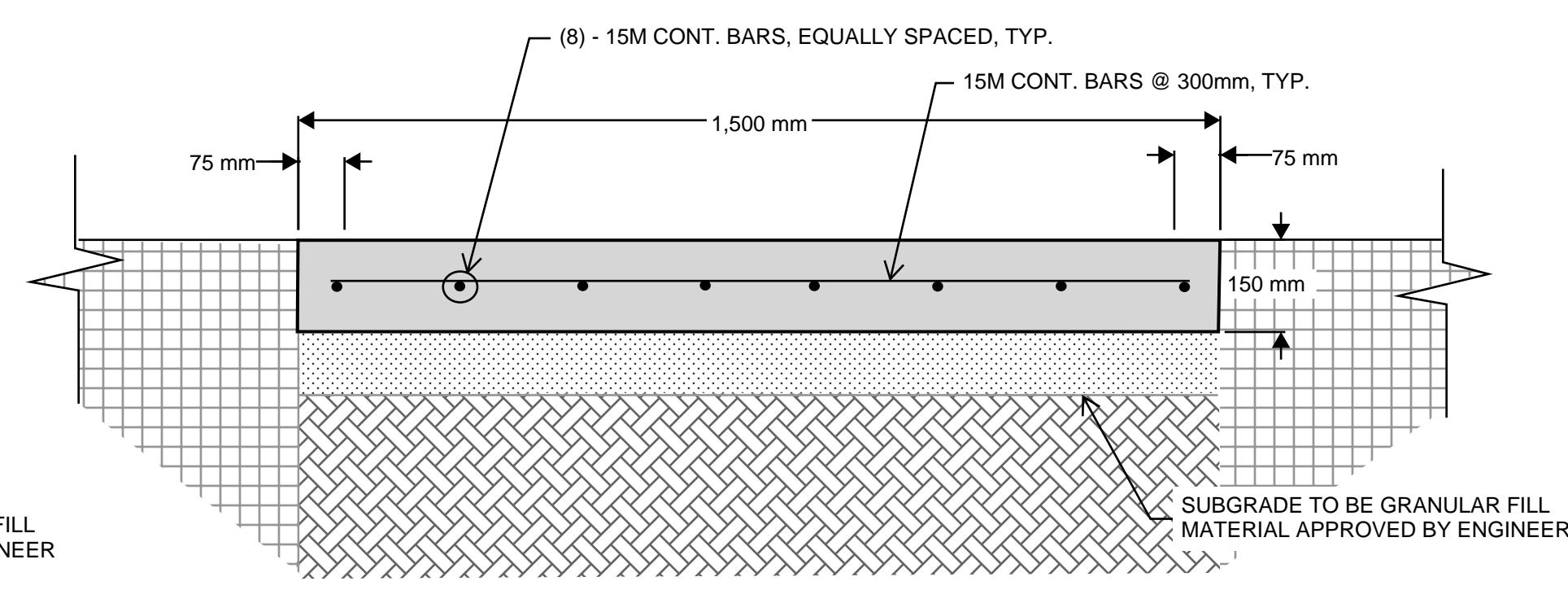
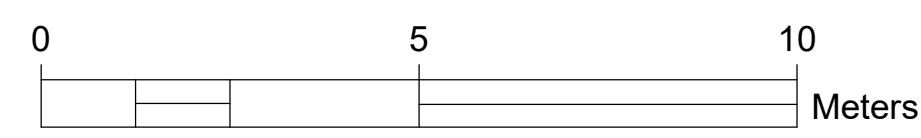
4
L1 SAWCUT CONTROL JOINT
SCALE 1:10



1
L2 GRADING PLAN
SCALE 1:100



A
L2 SECTION A: TYPICAL NICHE WALL SLAB-ON-GRADE
SCALE: 1:10



B
L2 SECTION B: TYPICAL PATHWAY SLAB-ON-GRADE
SCALE: 1:10

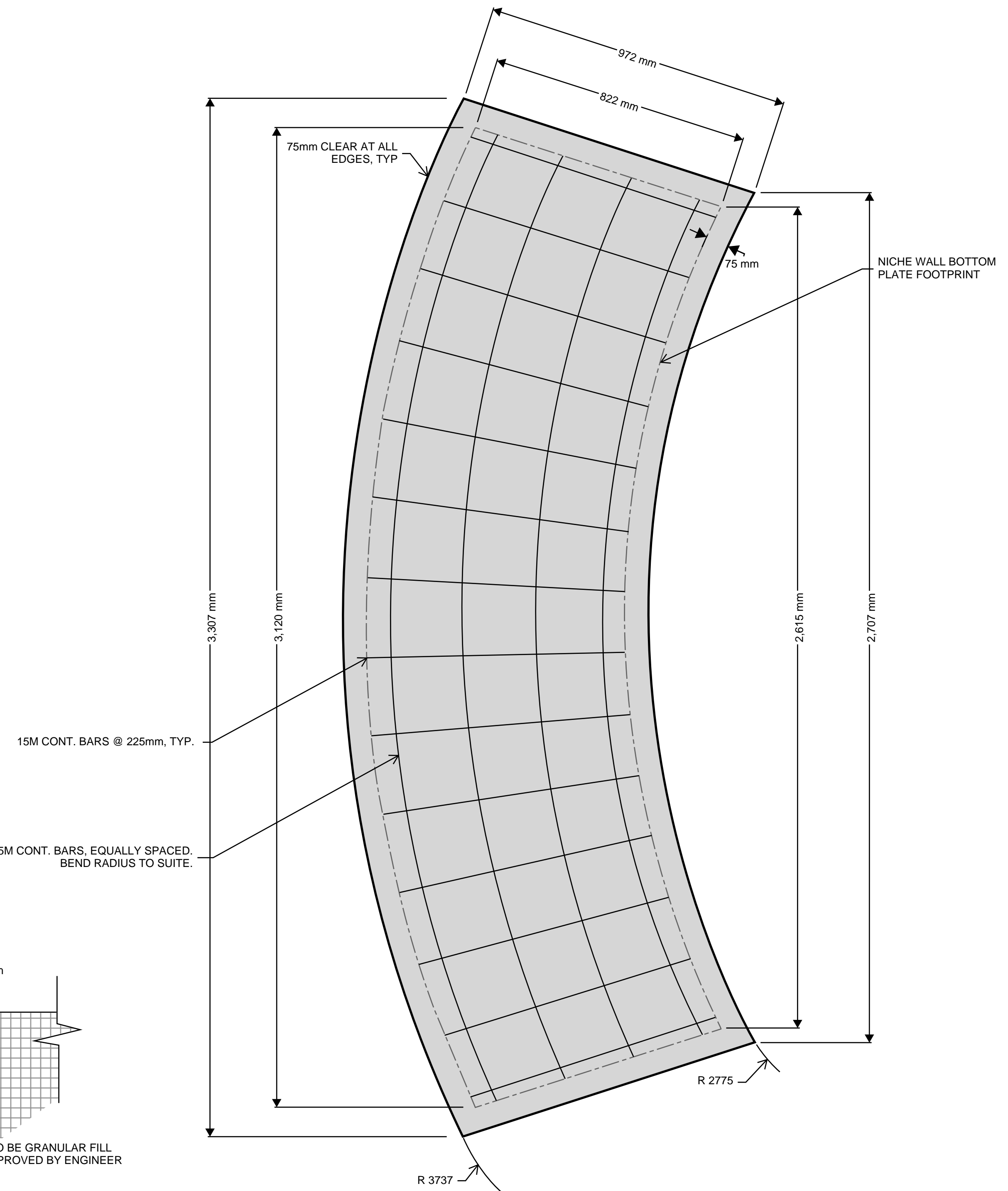
NOTE: SHOWN AS NON-ADJACENT TO PLANTING AREA FOR SIMPLICITY

GRADING NOTES

- 1. GRADING CONCEPT**
SLOPE ARROWS SHOW GENERAL INTENT FOR SITE GRADING. CONTRACTOR TO CONFIRM GRADES IN THE FIELD FOR APPROVAL BY CONTRACT ADMINISTRATOR.
- 2. SITE PREPARATION SCHEDULING**
THE CONTRACTOR IS TO COORDINATE WITH CoC PARKS REGARDING REQUIREMENTS FOR PLANT BED PREPARATION. PLANT BED AREAS TO BE EXCAVATED PRIOR TO CONCRETE INSTALLATION.

STRUCTURAL CONCRETE NOTES

- 1.0 CONCRETE**
 - 1.1 ALL CONCRETE TO BE IN ACCORDANCE WITH CSA A23.1-4 AND HAVE A MINIMUM COMPRESSIVE STRENGTH AT 28 DAYS OF 32 MPa.
 - 1.2 ALL CONCRETE TO BE NORMAL WEIGHT.
 - 1.3 EXPOSED EDGES TO BE CHAMFRED 20 mm UNLESS NOTED OTHERWISE.
- 2.0 FOUNDATIONS**
 - 2.1 FOUNDATIONS TO BE CARRIED DOWN TO ELEVATION SHOWN OR TO SUCH ELEVATIONS AS DIRECTED BY ENGINEER.
 - 2.2 FILL BELOW FOUNDATIONS TO BE PITRUN GRAVEL COMPACTED TO 98% LABORATORY DENSITY OR AS DIRECTED BY ENGINEER.
- 3.0 REINFORCING STEEL**
 - 3.1 ALL REINFORCING STEEL TO CONFORM TO CSA SPECIFICATION G30.18 GRADE 400W.
 - 3.2 REINFORCING LAP SPLICES ARE TO BE STAGGERED SO THAT NOT MORE THAN EVERY SECOND BAR IS SPLICED AT ANY ONE LOCATION EXCEPT AS OTHERWISE INDICATED.
 - 3.3 COVER TO REINFORCING IS AS FOLLOWS UNLESS NOTED OTHERWISE ON THE DRAWINGS:
 - FORMED SURFACES 70 mm
 - 3.4 REINFORCING STEEL SHALL NOT BE WELDED.



2
L2 NICHE WALL SLAB-ON-GRADE REINFORCEMENT PLAN
SCALE: 1:10



CLIENT:
CITY OF COURTENAY
830 CLIFFE AVENUE
COURTENAY, BC, V9N 2J7

PROJECT TITLE:
CEMETERY NICHE GARDEN

2900 POPLAR DRIVE
COURTENAY, BC

DRAWING TITLE:
GRADING PLAN

ISSUED FOR / REVISION

NO.	ISSUED FOR 95% DETAILED DESIGN	2019-10-31

SEAL:

DRAWN BY: LSC
DATE: 2019-10-08
SCALE: 1:100
DWG. NO.: